

PIKE COUNTY ALS/BLS ASSESSMENT FINDINGS



JUNE, 2022

PLAN INTENT & GOAL

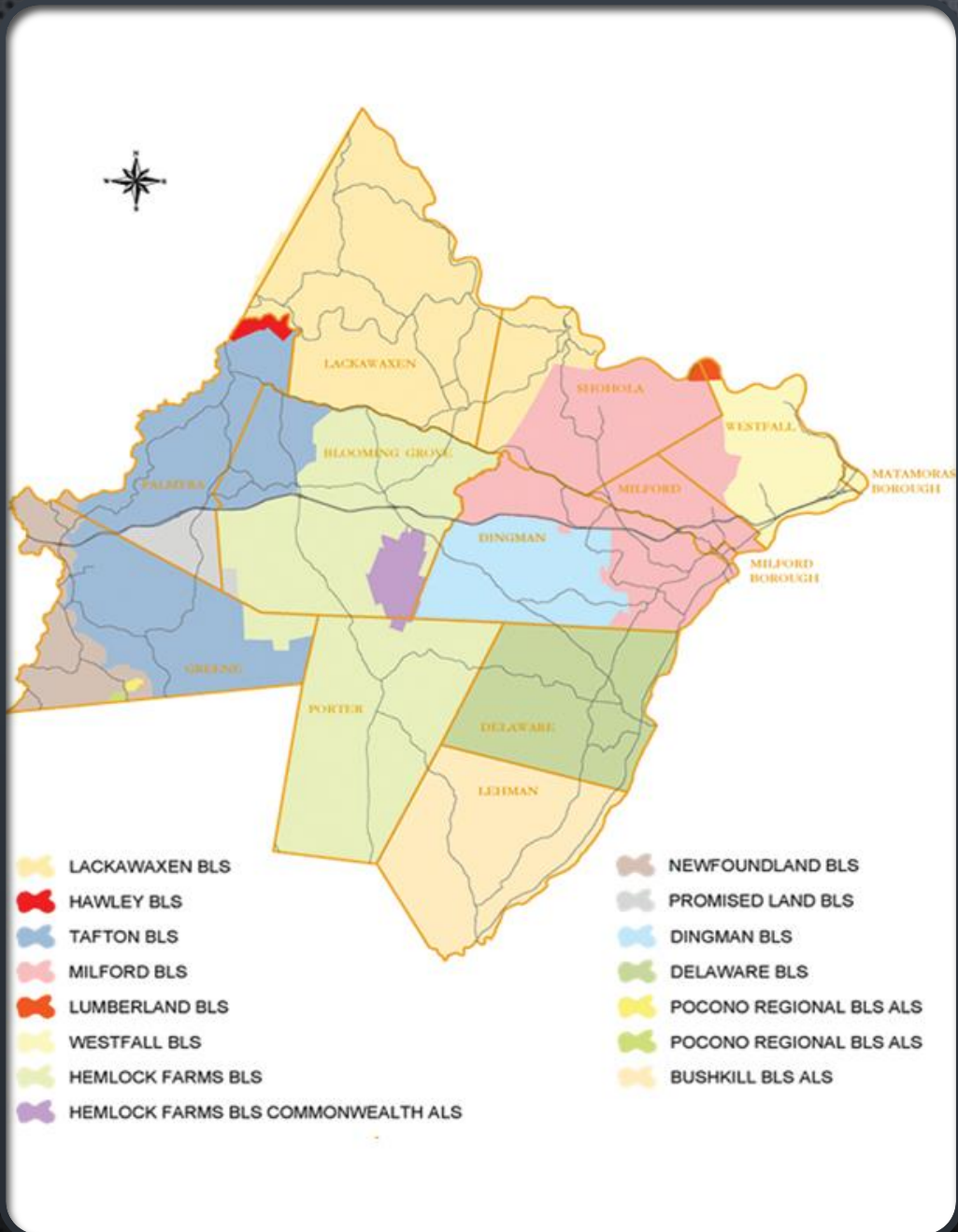
- THE PURPOSE OF THIS REVIEW IS TO ASSESS PRE-EXISTING CONDITIONS, ASSESS THE IMPLEMENTED OPTIONS FOR IMPROVEMENT AND TO HELP FURTHER ENHANCE THE EMERGENCY MEDICAL SERVICES AVAILABLE TO PIKE COUNTY RESIDENTS AND VISITORS.
- THE GOAL IS TO CLARIFY HOW EMS RESPONSE FOR BLS AND ALS HAS IMPROVED SINCE IMPLEMENTATION OVER THE YEARS AND HELP IDENTIFY WAYS TO SECURE MEANS OF FUNDING FOR LONG TERM SUSTAINABILITY FOR THE ADEQUATE PROVISION OF EMS IN PIKE COUNTY, PA.

OVERVIEW

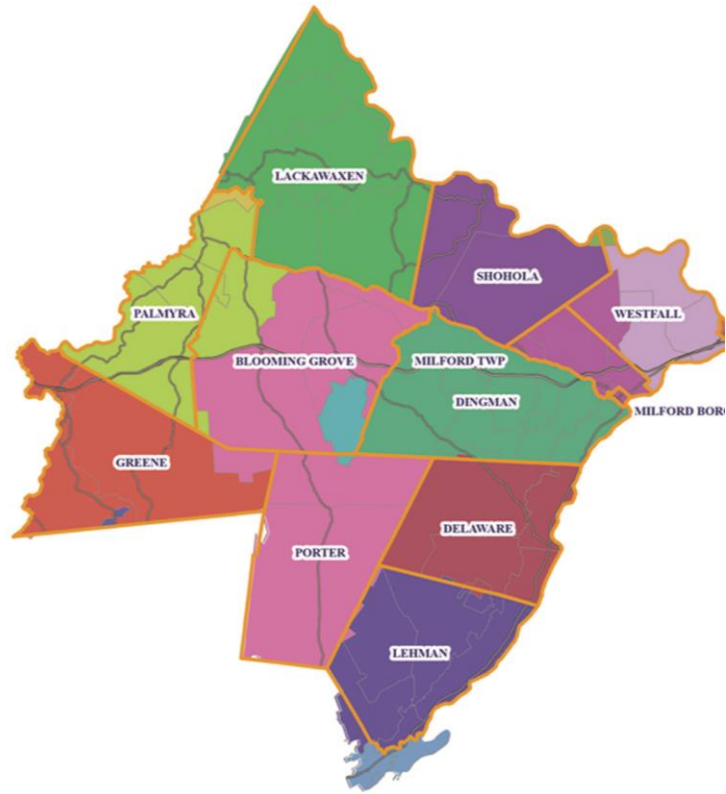
- THE DIFFERENCE BETWEEN BLS AND ALS IS THE DEGREE OF SKILLS AND MEDICATIONS ALLOWED
- THE SKILLS OF BLS ALWAYS COMES BEFORE ALS SKILLS
- TRAINING IS AVAILABLE TO HELP TRANSITION BLS PROVIDERS TO USE ALS TECHNIQUES
- EMT SCHOLARSHIP PROGRAM IS AVAILABLE DUE TO DONORS

2022 EXISTING SERVICES


Unit Name	Station Number	# Transport Capable Units	Paid Staff	Volunteer Staff
Bushkill EMS (dispatched by Monroe)	3	2	2 Units	Supplements
Delaware Twp. Ambulance	28	2	1 ALS or BLS Unit	Supplements
Dingman Twp Fire	26	3	2 Units	
Hemlock Farms Fire & Rescue	29	2	First Unit	
Lackawaxen Ambulance	21	3	First Unit / Second Unit Periodically	Supplements
Lehman Twp. Ambulance	24	3	ALS & BLS Units	
Lake Region EMS	507 / Lake Region	3	1 ALS or BLS Unit	
Milford Fire Dept.	33	1	12 Hours a Day	Supplements
Port Jervis Ambulance	19	3	Covers Westfall / Matamoras	
Shohola EMS	41	1	12 Hours a Day	Supplements
Tafton Fire and EMS	37	2	First Unit	Supplements
Westfall Fire Dept.	39	2	Covered by Port	Full
Newfoundland Ambulance		2		Full



EMS COVERAGE AREAS 2017



Legend

- | | |
|--|---|
|  LACKAWAXEN BLS |  NEWFOUNDLAND BLS |
|  LAKE REGION BLS ALS |  POCONO REGIONAL BLS A |
|  TAFTON BLS |  PORT JERVIS BLS A-EMT |
|  MILFORD BLS |  DINGMAN BLS |
|  LUMBERLAND BLS |  DELAWARE BLS ALS |
|  WESTFALL BLS |  LEHMAN PIKE BLS ALS |
|  HEMLOCK FARMS BLS |  BUSHKILL BLS ALS |
|  HEMLOCK FARMS BLS COMMONWEALTH ALS |  SHOHOLA BLS |

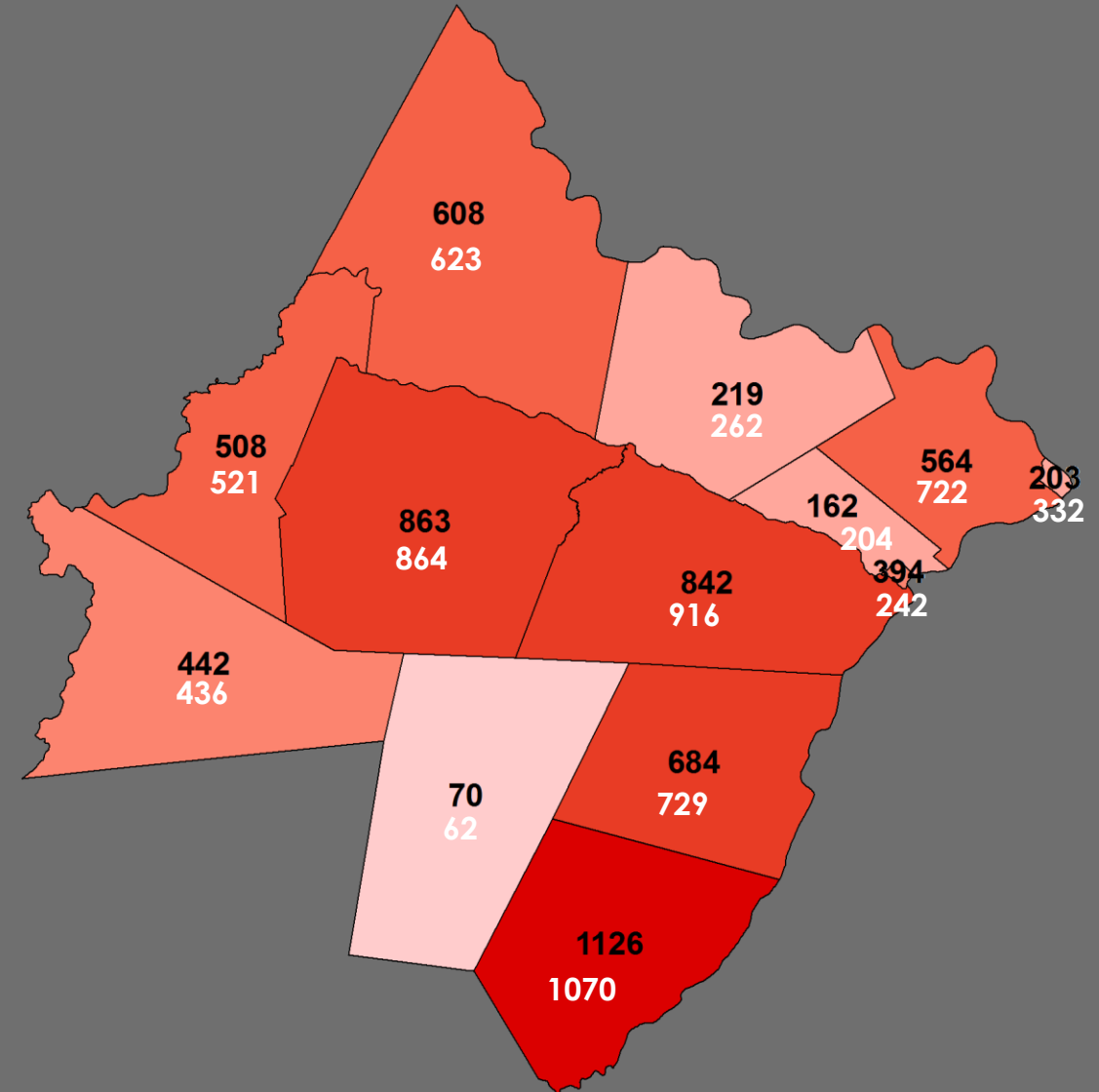
EMS COVERAGE AREAS 2022

MUNICIPAL COMPLETED CALLS

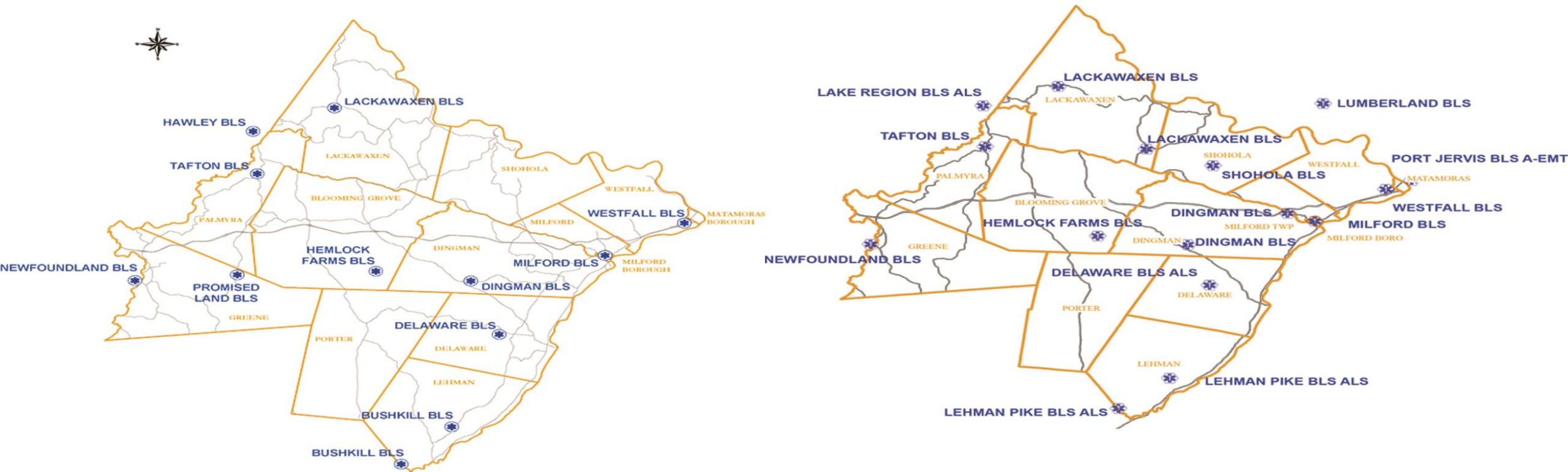
THE MAP TO THE RIGHT SHOWS THE NUMBER OF CALLS IN **2017 / 2021** WITHIN EACH MUNICIPALITY THAT WERE RESPONDED TO AND HAD PATIENT CONTACT OR TRANSPORT.

6,685 TOTAL CALLS WERE REPORTED FOR **2017**

6,928 TOTAL CALLS WERE REPORTED IN **2021**



2017 STATIONS VS. 2022 STATIONS FOR EMS



TOWNSHIP OR BOROUGH	TOTAL # OF TAXABLE PARCELS	TOTAL TAXABLE ASSESSED VALUE	EMS Tax	2018 EMS Tax
BLOOMING GROVE TWP	5,000	129,143,060	\$64,571.53	0.50
DELAWARE TWP	7,457	106,673,580		
DINGMAN TWP	9,380	172,390,110		
GREENE TWP	4,936	69,821,520		
LACKAWAXEN TWP	7,967	159,075,190	\$397,687.98	2.50
LEHMAN TOWNSHIP	9,365	179,251,810	\$59,690.85	0.33
MATAMORAS BORO	957	20,541,590		
MILFORD BORO	556	20,285,560		
MILFORD TWP	915	29,746,030		
PALMYRA TWP	5,738	130,579,330	\$65,289.67	0.50
PORTER TWP	1,087	16,308,830		
SHOHOLA TWP	4,775	48,189,520		
WESTFALL TWP	1,409	46,601,400		
COUNTY TOTALS	59,542	1,128,607,530		

MUNICIPAL TAX STATUS 2018

2022 EMS TAX STATUS WITH VOTER REFERENDUM

Municipality	Tax Milage
Lackawaxen	2.5 mil prior to EMS Assessment
Milford Boro	2 mil after EMS Assessment
Milford Twp.	2 mil after EMS Assessment
Palmyra Twp.	2 mil after EMS Assessment
Porter Twp.	2 mil after EMS Assessment

2022 DESIGNATED EMS TAX

Municipality	Tax Millage
Blooming Grove Twp.	.5 mil
Dingman Twp.	.5 mil
Lehman Twp.	.5 mil

MUNICIPALITY ASSISTING WITH EMS FUNDING

- DELAWARE
- MATAMORAS
- SHOHOLA
- WESTFALL

FINDINGS OF 2018 ASSESSMENT

Building bls skills

No initial bls coverage

Reliance of als services to handle bls skilled calls

Bls responding to non-emergent police calls

Coverage time for mutual aid / Out of Service (oos) times

Financial support for emergency services

Emt candidates not finishing the process for emt by 2013 standards

PIKE COUNTY TRAINING CENTER



Run 4 emt classes since study with assistance of donors



Implemented ceu training and courses to assist in skill development and retention

INCREASED SERVICES

- LEHMAN PIKE EMS 24 HR. PAID BLS & ALS
 - 193 MUNICIPAL DR. BUSHKILL PA
- SHOHOLA TWP. FIRE & RESCUE PAID 12 HRS. BLS 6 AM THROUGH 6 PM
 - 137 MAPLE DR. SHOHOLA PA
- LACKAWAXEN EMS PAID 80 HR. WEEK BLS AT GREELEY STATION
 - 109 RT 590 GREELEY PA
- MILFORD FIRE DEPT. EMS PAID 12 HR. BLS 6 AM THROUGH 6 PM
 - 107 W. CATHERINE ST. MILFORD PA
- DINGMAN TWP. FIRE DEPT. EMS (2) 24 HR. PAID BLS OUT OF 2 STATIONS
 - 680 LOG TAVERN RD. MILFORD PA AND 10 BUIST RD. MILFORD PA

- LAKE REGION EMS 24 HR. PAID BLS & ALS
 - 15 GRAVITY RD. HAWLEY PA
- PORT JERVIS AMBULANCE CORP. 24 HRS. BLS & ADVANCED – EMT
 - 29 CHURCH ST. PORT JERVIS NY

OUT OF COUNTY EMS SERVICES

POTENTIAL RECOMMENDATIONS

LEAVE EXISTING AMBULANCE IN PLACE BUT PAY STAFF	
PROS	Ten existing Ambulances would remain in same geographical area; fire dept. ambulances would still be able to bill insurance companies for services; reduction in "burn out" from volunteers trying to cover both fire and medical calls
CONS	Would need financial and organizational support from ALL municipalities and ambulance corps
LONG/SHORT TERM	Short
Plan in Use	\$\$ County is matching up to 2 mils of tax funding per municipality
RESPONSIBLE PARTY	All Municipalities

IMPROVED TRAINING FOR EXISTING BLS PROVIDERS

PROS	More skilled EMTs; Less demand put on ALS; Greater utilization of County Training Center; Flexibility to schedule trainings as needed	
CONS	Trained personnel leave for paid career positions	
LONG/SHORT TERM	Short	
COST	\$	Emergency Medical Technician Initial Training - \$1,600 200 HOURS Scholarship funded through the Greater Pike EMS Fund
RESPONSIBLE PARTY	Pike County Training Center	

CHANGE LEGISLATION THAT LIMITS EMS TAX

PROS	Municipalities could adequately support EMS services via taxation	
CONS	Legislation may be changed undesirably	
LONG/SHORT TERM	Long	
COST	N/A	House Bill 2601 addresses this going from .05 mil to 1.5 mil
RESPONSIBLE PARTY	State Legislators	

MUNICIPAL LEVY OF EMS TAX

PROS	Dedicated annual funding to secure quality emergency medical services; May assist with paid staff rather than relying on volunteers	
CONS	Millage rate limitations (as called out in Township/Borough Code); May not be well received by residents	
LONG/SHORT TERM	Short	
COST	-----	Milford, Milford Twp., & Porter Twp. have adopted this since the last report
RESPONSIBLE PARTY	Municipality	

POTENTIAL FUNDING FOR EMERGENCY SERVICES IF TAX IMPLEMENTED IN EACH MUNICIPALITY

TOWNSHIP OR BOROUGH	TOTAL # OF TAXABLE PARCELS	TOTAL TAXABLE ASSESSED VALUE	Current EMS Tax	Current 2018 EMS Tax	Min EMS Tax	Minimum EMS Tax (no vote needed)	Potential EMS Tax (with voter approval)	EMS Tax (if voters approve)
BLOOMING GROVE TOWNSHIP	5,000	129,143,060	\$64,571.53	0.50	\$64,571.53	0.50		
DELAWARE TOWNSHIP	7,457	106,673,580			\$53,336.79	0.50		
DINGMAN TOWNSHIP	9,380	172,390,110			\$86,195.06	0.50		
GREENE TOWNSHIP	4,936	69,821,520			\$34,910.76	0.50		
LACKAWAXEN TOWNSHIP	7,967	159,075,190	\$397,687.98	2.50	\$397,687.98	2.50		
LEHMAN TOWNSHIP	9,365	179,251,810	\$59,690.85	0.33	\$89,625.91	0.50		
MATAMORAS BOROUGH	957	20,541,590			\$10,270.80	0.50	\$41,083.18	2.00
MILFORD BOROUGH	556	20,285,560			\$10,142.78	0.50	\$40,571.12	2.00
MILFORD TOWNSHIP	915	29,746,030			\$14,873.02	0.50		
PALMYRA TOWNSHIP	5,738	130,579,330	\$65,289.67	0.50	\$65,289.67	0.50		
PORTER TOWNSHIP	1,087	16,308,830			\$8,154.42	0.50		
SHOHOLA TOWNSHIP	4,775	48,189,520			\$24,094.76	0.50		
WESTFALL TOWNSHIP	1,409	46,601,400			\$23,300.70	0.50		
COUNTY TOTALS	59,542	1,128,607,530	\$587,240.02		\$882,454.15		\$81,654.30	

AVERAGE RESPONSE TIME IN 2017 VS. 2022

Municipality	First Due {Unit#}	Other First Due {Unit#}	Cover Unit	2022 Response Time Dispatch to on Scene
Blooming Grove Twp	7.7 {29}	12.6 {37}	20.9 {29} 15.3 {37}	7 mins with Response in 2.2 mins
Delaware Township	12.9 {28}		22	8.4 mins with Response in 1.3 mins
Dingman Township	18.9 {26}	19.5 {33}	25.3 {26} 18.9 {33}	11.8 mins with Response in 2.2 mins
Greene Township	19.8 {37}		36.9	20.2 mins with Response in 3.9 mins (37)
Lackawaxen Township	14.3 {21}		28.7	13.9 mins with Response in 3.4 mins
Lehman Twp.				11.2 mins with Response in 2.7 mins
Matamoras Borough	10 {39}		10	10.2 mins with Response in 2.8 mins (19)
Milford Borough	10.6 {33}		20	7.4 mins with Response in 3.2 mins
Milford Township	16.2 {33}		19.2	12.4 mins with Response in 2.2 mins
Palmyra Township	10.4 {37}		37	10.2 mins with Response in 3 mins
Porter Township	12.2 {29}		21	11.8 mins with Response in 2.4 mins
Shohola Township	27 {33}	33.3 {21}	29.8 {33} 36.6 {21}	8.25 mins with Response in 2 mins (41) 19 mins with Response in 3 mins (26) 11.5 mins with Response in 3.5 mins (21)
Westfall Township	11.6 {39}		16.3	9.6 mins with Response in 3 mins (19) 11.8 mins with Response in 5.6 mins (39)

Above is the average response time in minutes from dispatch to on-scene